



District Report Card: 2017


State: Arunachal Pradesh	District: Changlang
Class: 3	Subject: Language
Schools: 60	Students: 883


Participation/Coverage


Students

GENDER 	Boys		Girls	
	Number	%	Number	%
	463	52.43	420	47.57

AREA 	Rural		Urban	
	Number	%	Number	%
	722	81.77	161	18.23

CATEGORY 	SC		ST		OBC		GEN	
	Number	%	Number	%	Number	%	Number	%
	19	2.15	220	24.92	1	0.11	643	72.82

CWSN 	LD	VI	HI	S&LD	ID	Oth
	1	0	1	5	1	31

Management 	Government		Government-aided	
	Number	%	Number	%
	856	96.94	27	3.06

Average Performance of Students in Language (%)

Overall	Gender		Area		Management		Social Group			
	Male	Female	Rural	Urban	Govt.	Aided	SC	ST	OBC	GEN
34.38	34.61	34.11	33.43	38.63	33.91	49.14	20.35	38.36	26.67	33.44

Performance on Learning Outcomes (LOs)

Learning Outcomes	Description	Average Performance(%)
L304	Reads small texts with comprehension i.e., identifies main ideas, details, sequence and draws conclusions	36.39
L312	Reads printed scripts on the classroom walls: poems, posters, charts etc.	30.35

Range of Performance of Students who Answered Correctly							
Below 30%		30% - 50%		50% - 75%		Above 75%	
Number	%	Number	%	Number	%	Number	%
419	47.45	270	30.58	152	17.21	42	4.76

Lowest Performing Learning Outcomes (LOs)

1 - Reads printed scripts on the classroom walls: poems, posters, charts etc. (30.35)

2 - Reads small texts with comprehension i.e., identifies main ideas, details, sequence and draws conclusions (36.39)